



3P

BART*Pacific*
SPOKE WHEELS

**FREE TO
EXPLORE...**

TOGETHER TOWARDS NEW ADVENTURES

EXCEL
Takasago Rim

EXCEL *Asia*
Takasago Rim

BART
FACTORY

BARTubeless[®].it

PRODUCT CATALOGUE

A wide-angle landscape photograph of a desert canyon. In the foreground, a person on a motorcycle is riding along a dirt road that winds through a sandy, rocky valley. The canyon walls are composed of jagged, reddish-brown rock formations. In the background, a range of blue mountains stretches across the horizon under a clear sky. The overall scene conveys a sense of adventure and exploration in a remote, natural setting.

FREE TO EXPLORE...

TOGETHER TOWARDS NEW ADVENTURES

CONTENTS

CONVERSION SOLUTIONS	5
BARTUBELESS SYSTEM	6
EXCEL TAKASAGO RIM (JAPAN)	10
EXCEL ASIA TAKASAGO RIM	12

MAKES AND MODELS

BMW	
— BMW R1200GS ADV. / R1250GS ADV.	13
— BMW RnineT	15
DUCATI	
— DUCATI DESERT X	17
HARLEY DAVIDSON	
— PANAMERICA 1250	18
HONDA	
— AFRICA TWIN CRF 1000 / 1100	20
— CB500X	21
— HONDA X-ADV	22
— CRF150	24
— CRF250	25
— RS150R	26
HUSQVARNA	
— HUSQVARNA 701	27
KAWASAKI	
— KLX150	29
KTM	
— KTM 690	30
— KTM 790/890	31
— KTM 950/990	32
— KTM 1050 / 1090 / 1190 / 1290	33
ROYAL ENFIELD	
— ROYAL ENFEILD HIMALAYAN	36
— ROYAL ENFEILD INTERCEPTOR	37

YAMAHA	
— YAMAHA WR155R	38
— YAMAHA RXZ	39
— YAMAHA Y15ZR / Y16ZR	40



3P

BART Pacific

SPOKE WHEELS

BART Pacific is a joint venture of BART Factory srl & RK Group and was established in 25th September 2019.

BART Factory has been in field of spoke motorcycle wheels since 2006 with the revolutionary BARTubeless® system to convert spoke wheels into tubeless. Over the year we developed our conversion bundles, tailored on specific models and the most commons needs of bikers, up to the design and production of our top-grade, native tubeless wheel that are focused on strength, reliability and performance. Custom works, consultancy for restorations and collaborations with parts and motorcycle manufacturers are in our wealth of experience.

EXCEL
Takasago Rim

EXCEL Asia
Takasago Rim

BART
FACTORY

BARTubeless.it

BART FACTORY TUBELESSIZATION

TYPES OF SOLUTIONS



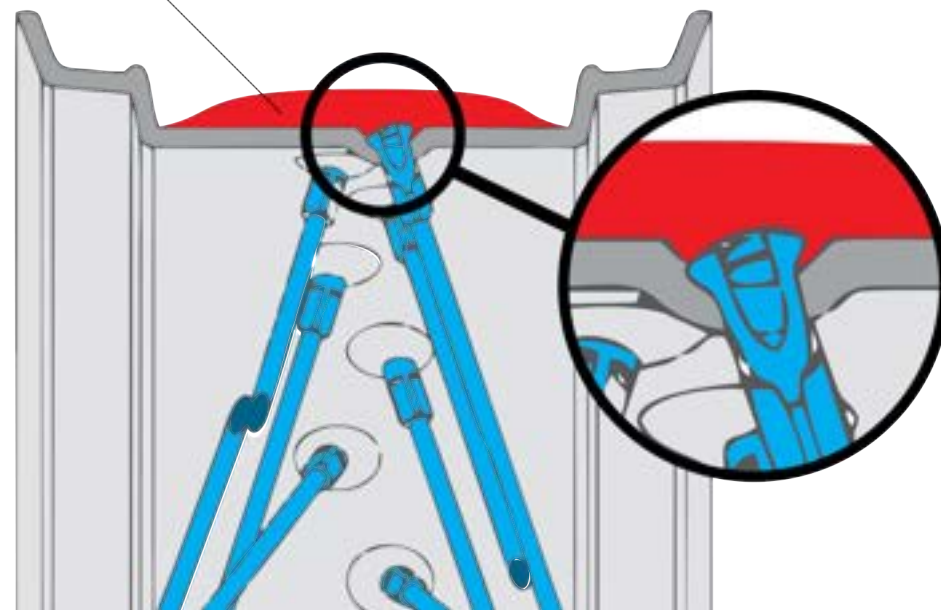
WHEELSET

High performance complete tubeless spoke wheels, designed for the most extreme uses, already tubeless with BARTubeless® system inside, already assembled and ready to go!

HOW DOES IT WORK

BARTubeless[®] is our core product and best known brand: the first really reliable and economic system to turn a spoke wheel in a tubeless one. It consists in a polymeric rubber band tailored for your wheel, that suits perfectly on the rim without the need of any adjustment or joint. It lasts for the entire life of the wheel without any maintenance.

BARTubeless[®] clings to the bottom of the dropwell, sealing the wire-spoke's seats and snatching the nipples to grant the maximum air tightness.



BARTubeless.it[®]

3P
BART Pacific
SPOKE WHEELS

WHY YOU SHOULD GO TUBELESS



SAFETY

less risk in case of puncture, no valve breakage, optimal adhesion.



RELIABILITY

Lasts over time, less maintenance, fixable with a simple kit.



PERFORMANCE

less power absorption, greater suspension readiness, less gyro effect.

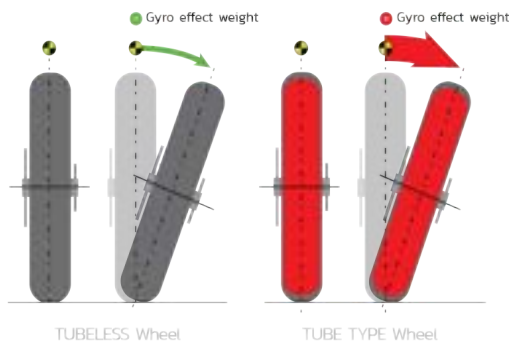


SAVE MONEY

less weight and friction, less fuel consumption and tire wear

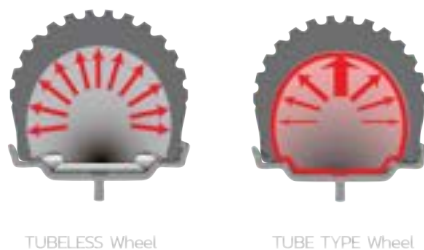


Finally a system that allows to combine, in a simple and reliable way, the elasticity and resilience of a spoke wheel and the lightness and the safety of the tubeless tire. Also, reducing weight, friction, and maintenance.



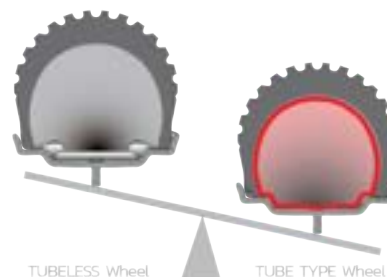
LESS GYRO

An excessive gyroscopic effect holds a series of noticeable fallouts on the riding that afflict the handling and the readiness, especially during the corners. So it is to be preferred to reduce this effect as much as possible, and to achieve this there's only one way: by reducing the mass of the rotating body, in our case the wheel. Getting rid of the inner tube is exactly what you need to reduce the gyroscopic effect.



BETTER PRESSURE DISTRIBUTION

The air chamber does not fit perfectly to the tire, so basically the air pressure is unevenly applied to the tire: this leads to a non-optimal tire-surface contact area. In a tubeless tire, the air pressure is evenly distributed on the tire.



LIGHTER THAN TUBE TYPE

The mass of the inner tube contributes to the overall mass of the vehicle: as this is greater, the more it absorbs power negatively affecting performance and consumption. Moreover, the air chamber is a so-called "unsprung mass" reducing which, especially in relation with "sprung mass", improves suspension response, comfort and road holding. The BARTubeless system weighs up to 90% less than an air chamber.



LESS FRICTION

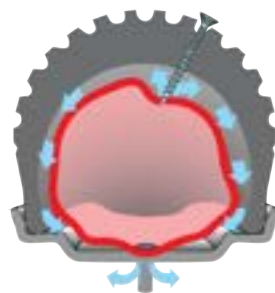
Frictions are generated between the inner tube and the tire, due to rubbing between the two elements while driving. Frictions absorb power, negatively affecting fuel consumption, carbon dioxides production and causing overheating of the tire, that reduce its lifetime and driveability. In a tubeless wheel, there is no friction between the inner tube and the tire, because there is no tube!



NO VALVE BREAKAGE

Puncture is not the only drawback that can cause pressure loss and so-called "flat tire": while driving, the tube tends to turn inside the tire dragging the valve. Since the latter is screwed to the rim, the tension can break it.

In a tubeless wheel, the valve is only integral with the rim, and it is not affected by mechanical stresses.



IN CASE OF PUNCTURE

In case of puncture of a tube type tire, the air passes between the inner tube and the tire, escaping from the accidental puncture as well as from the valve and nipples' holes. Every biker knows that the more the speed is high, the more dangerous are the consequences of a sudden deflation or the bursting of a tire.



TUBELESS IS SAFER

In a tubeless tire, the air can escape only by the accidental hole, so the tire deflates more gently thus reducing risk of loss of control.



AND EASIER TO REPAIR

In case of puncture, you can repair the tubeless tire using a common tubeless kit available on the market, without the need to replace an inner tube.



EXCEL

Takasago Rim

COLORS AND TOP QUALITY

Our partner company Excel Rim is a well known brand in the motorcycle world and one of the world's largest manufacturers of motorcycle rims, which provides the standard equipment for many major motorcycle manufacturers. In our bundles conversion and complete wheels we use only Excel's aircraft aluminum rims, that are known for their unrivaled strength, rigidity and manufacturing precision.

A close-up photograph of several motorcycle rims stacked together. The rims are in various colors: silver, black, gold, and blue. Each rim has the 'Excel Rim' and 'Takasago' branding. The blue rim in the foreground is shown in a cross-section view, highlighting its multi-spoke design and the anti-debeading feature.

Excel Rim anti-debeading rims

EXCEL
Takasago Rim

3P
BART Pacific
SPOKE WHEELS



EXCEL
Takasago Rim

エキセルリム株式会社
滋賀工場





EXCEL *Asia*
Takasago Rim



BMW
R1200GS

BMW
R1250GS

BARTubeless[®]

EXCEL

Takasago Rim

BARTubeless[®].it

BART[®]
FACTORY

BMW
R1200GS

BMW
R1250GS

BARTubeless®

FRONT :

2.15x21

2.50x19

3.00x19

REAR :

4.25x17

4.50x17

5.00x17

5.50x17

Rim Color



Nipples Color



Spokes Color



Hub Color



BARTubeless.it®

EXCEL
Takasago Rim

BART®
FACTORY

BMW
R*nineT*

BARTubeless®

FRONT :
3.50x17

Rim Color



Spokes Color



REAR :
5.50x17

Nipples Color



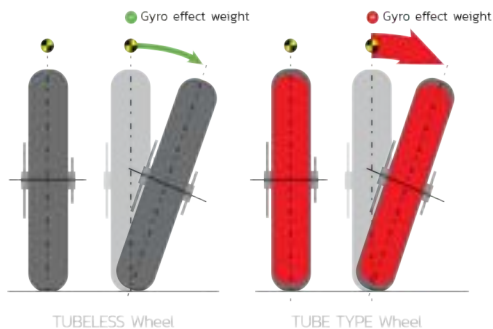
Hub Color



BARTubeless.it®

EXCEL
Takasago Rim

BART
FACTORY



LESS GYRO

An excessive gyroscopic effect holds a series of noticeable fallouts on the riding that afflict the handling and the readiness, especially during the corners. So it is to be preferred to reduce this effect as much as possible, and to achieve this there's only one way: by reducing the mass of the rotating body, in our case the wheel. Getting rid of the inner tube is exactly what you need to reduce the gyroscopic effect.



BP
BART Pacific
SPOKE WHEELS

BMW

BARTubeless®

FRONT :

1.85x21

2.15x21

REAR :

2.50x18

3.00x18

4.25x18

Rim Color



Spokes Color



Nipples Color



Hub Color



DUCATI

DESEERTX

BARTubeless.it®

EXCEL
Takasago Rim

BART
FACTORY

BARTubeless®



**PANAMERICA
1250**



BARTubeless.it®

EXCEL
Takasago Rim

**BART®
FACTORY**

BARTubeless®



PANAMERICA 1250

FRONT :

2.15x21

2.50x19

3.00x19

REAR :

4.25x17

4.50x17

5.00x17

5.50x17

Rim Color



Nipples Color



Spokes Color



Hub Color



BARTubeless.it®

EXCEL
Takasago Rim

BART
FACTORY

BARTubeless®

HONDA
Africa
Twin
CRF
1000L/1100L

FRONT :

1.85x21

2.15x21

2.50x19

3.00x19

REAR :

2.50x18

3.00x18

4.25x18

Rim Color



Nipples Color



Spokes Color



Hub Color



BARTubeless.it®

EXCEL
Takasago Rim

BART
FACTORY

BARTTubeless®

HONDA

The All-New

CB500X

(Year 2019 Above)

FRONT :
2.50x19

REAR :
4.25x17

Rim Color



Spokes Color



Nipples Color



Hub Color



BARTTubeless.it®

EXCEL
Takasago Rim

BART
FACTORY

BARTubeless®

HONDA

X-ADV

FRONT :
2.50x19

REAR :
3.50x17
4.25x17
4.50x17
5.00x17

Rim Color



Nipples Color



Spokes Color



Hub Color



BARTubeless.it®

EXCEL
Takasago Rim

BART
FACTORY



FREE TO EXPLORE...

HIGH PERFORMANCE WITH
BART FACTORY® WHEELSET



BART
FACTORY
SPOKE WHEELS

HONDA

BARTTubeless®

HONDA **CRF** **150**

SIZE: FR2.50X17 / RR3.00X17
FULL COMPLETE SET

SIZE: FR3.00X17 / RR3.50X17
FULL COMPLETE SET



AVAILABLE COLOR:

RIM



BLUE



BLACK



GOLD

SPOKES



BLACK

EXCEL *Asia*
Takasago Rim

3P
BART *Pacific*
POKE WHEELS

BARTubeless®

HONDA
CRF
250 / 300

SIZE: FR3.50X17 / RR4.50X17

AVAILABLE COLOR:

RIM



BLUE



BLACK



GOLD

SPOKES



BLACK



EXCEL Asia
Takasago Rim

3P
BART Pacific
POKE WHEELS

BARTubeless[®]

HONDA **RS150R**

COMPLETE WHEEL SET A
FR1.60X17 / RR1.85X17

COMPLETE WHEEL SET B
FR1.85X17 / RR2.50X17

Rim Color



Spokes Color



Nipples Color



Hub Color



BARTubeless.it[®]

EXCEL Asia
Takasago Rim

3P
BART Pacific
SPOKE WHEELS

BARTubeless®

Husqvarna®
701
ENDURO

FRONT :
1.85x21

REAR :
2.50x18
3.00x18

Rim Color



Spokes Color



Nipples Color



Hub Color



BARTubeless.it®

EXCEL
Takasago Rim

BART
FACTORY



HUSQVARNÄ

BP
BART Pacific
SPOKE WHEELS

BARTubeless[®]

 **Kawasaki**
KLX 150

COMPLETE WHEEL SET A
FR2.50X17 / RR3.00X17

COMPLETE WHEEL SET B
FR3.00X17 / RR3.50X17

Rim Color



Nipples Color



Spokes Color



Hub Color



BARTubeless.it[®]

EXCEL Asia
Takasago Rim

3P
BART Pacific
SPOKE WHEELS

BARTubeless®

KTM

**690
ENDURO / RALLY**


FRONT :
1.85x21

REAR :
2.50x18
3.00x18

Rim Color



Nipples Color



Spokes Color



Hub Color



BARTubeless.it®

EXCEL
Takasago Rim

**BART®
FACTORY**

BARTubeless[®]

FRONT :
2.15x21
1.85x21

REAR :
2.50x18
3.00x18
4.25x18

Rim Color
● ● ●

Nipples Color
● ●

Spokes Color
● ●

Hub Color
● ● ●



KTM **790/890**

ADVENTURE / SUPER ADVENTURE

BARTubeless.it[®]

EXCEL
Takasago Rim

BART[®]
FACTORY

BARTubeless®

FRONT :
1.85x21
2.15x21

REAR :
2.50x18
3.00x18
4.25x18

Rim Color



Nipples Color



Spokes Color



Hub Color



KTM

950/990

ADVENTURE / ADVENTURE R



BARTubeless.it®

EXCEL
Takasago Rim

BART
FACTORY

BARTubeless®

KTM

1050/1090/1190/1290
ADVENTURE / SUPER ADVENTURE


Rim Color



Nipples Color



Spokes Color



Hub Color



FRONT :

3.00x19

1.85x21

2.15x21

REAR :

5.00x17

5.50x17

2.50x18

3.00x18

4.25x18



BARTubeless.it®

EXCEL
Takasago Rim

BART®
FACTORY





FREE TO EXPLORE...

TOGETHER TOWARDS NEW ADVENTURES

BP
BART racing
SPOKE WHEELS

BARTubeless®



ROYAL ENFIELD HIMALAYAN



COMPLETE WHEEL SET A

FR1.85X21 / RR2.50X17

Rim Color



Spokes Color



Nipples Color



Hub Color



BARTubeless.it®

EXCEL Asia
Takasago Rim

3P
BART Pacific
SPOKE WHEELS

BARTubeless®

COMPLETE WHEEL SET A
FR2.50X18 / RR3.50X18

Rim Color



Nipples Color



Spokes Color



Hub Color



ROYAL ENFIELD



BARTubeless.it®

EXCEL Asia
Takasago Rim

3P
BART Pacific
SPOKE WHEELS



YAMAHA

WR 155R

SET A

FR2.50x17 / RR3.00x17

SET B

FR3.00x17 / RR3.50x17

Rim Color



Spokes Color



Nipples Color



Hub Color



BARTubeless.it

EXCEL Asia
Takasago Rim





SUITABLE APPLY FOR:

YAMAHA
RXZ

NEW LAUNCH THE UPGRADE VERSION

COMPLETE WHEEL SET A
FR1.60X18 / RR1.60X18

Rim Color



Spokes Color



Nipples Color



Hub Color



BARTubeless.it®

EXCEL Asia
Takasago Rim

3P
BART Pacific
SPOKE WHEELS



NEW LAUNCH THE UPGRADE VERSION

COMPLETE WHEEL SET A
FR1.60X17 / RR1.60X17

COMPLETE WHEEL SET B
FR1.60X17 / RR1.85X17

Rim Color



Spokes Color



Nipples Color



Hub Color



BARTubeless.it[®]



YAMAHA

YIEZR
YIEZR

EXCEL *Asia*
Takasago Rim

3P
BART *Pacific*
SPOKE WHEELS

BARTubeless®

YAMAHA TENERE 700

FRONT :
2.15x21
1.85x21

REAR :
2.50x18
3.00x18
4.25x18

Rim Color



Nipples Color



Spokes Color



Hub Color



BARTubeless.it®

EXCEL
Takasago Rim

BART®
FACTORY



FREE TO EXPLORE...

TOGETHER TOWARDS NEW ADVENTURES

BART
SPOKE WHEELS
Pacific

BART
FACTORY



BART PACIFIC SDN BHD

2457, LORONG PERUSAHAAN 10,
PERAI INDUSTRIAL ESTATE,
13600 PRAI, PENANG

DOMESTIC SALES

TEL: 019-318 9515

MAIL: lawrence_ng@rk-malaysia.com

WEBSITE: WWW.BARTPACIFIC.COM

 TAKASAGO EXCEL ASIA RIM

INTERNATIONAL SALES

TEL: 04-399 5159

MAIL: jsheng@excel-rim.com

WEBSITE: WWW.BARTPACIFIC.COM

 TAKASAGO EXCEL ASIA RIM



BART FACTORY SRL

VIA PRADO 12, 27010 CURA CARPIGNANO PV

TEL: +39 0382 583.180

CF/P. IVA 02761330188

MAIL: INFO@BARTFACTORY.IT

WEBSITE: WWW.BARTFACTORY.COM

 BARTFACTORY

 BARTUBELESS

CREDITS:

GRAPHICS: ARCHIMEDE SNC

PHOTO: ARCHIMEDE SNC

PEXELS-COTTONBRO

PEXELS-ANDREA-PIACQUADIO

VECTOR: ARCHIMEDE SNC

SERGEY_KANDAKOV / FREEPIK

MACROVECTOR / FREEPIK

DISCLAIMER:

PHOTOGRAPHS, IMAGES AND PRINTED COLORS MAY NOT MATCH THE FINAL PRODUCT. PRICES AND PRODUCTS ARE SUBJECT TO CHANGE WITHOUT NOTICE. TRADEMARKS AND LOGOS OF THIRD PARTIES BELONG TO THE LEGITIMATE OWNERS AND ARE USED SOLELY FOR IDENTIFICATION PURPOSES AND FOR THE BENEFIT OF THE USER. DO NOT IMPLY AFFILIATION WITH THE PROPRIETARY COMPANIES.